



INSTRUCTION BULLETIN

No. 340627
Machine: EZ Rider HP, 7080
Published: 2-03
Rev. 00

NOTE: DO NOT DISCARD the Parts List from the Instruction Bulletin. Place the Parts List in the appropriate place in your machine manual for future reference. Retaining the Parts List will make it easier to reorder individual parts and will save you the cost of ordering an entire kit.

NOTE: Numbers in parenthesis () are reference numbers for parts listed in Bill of Materials.

Installation instructions for **kit number 393166**

DESCRIPTION:

This kit contains the parts needed to install reinforcing side squeegee plates on the model EZ Rider HP™ scrubber.

Please follow step-by-step instructions.

SPECIAL TOOLS / CONSIDERATIONS:

(Estimated time to complete: 0.5 hour)

PREPARATION:


(Refer to FIG. 1, 2 and 3)

1. Turn the machine power on and raise the scrubhead.
2. Turn the machine power off and set the parking brake.


FOR SAFETY: Before leaving or servicing machine, stop on level surface and set parking brake. Then turn off machine and remove key.

INSTALLATION:

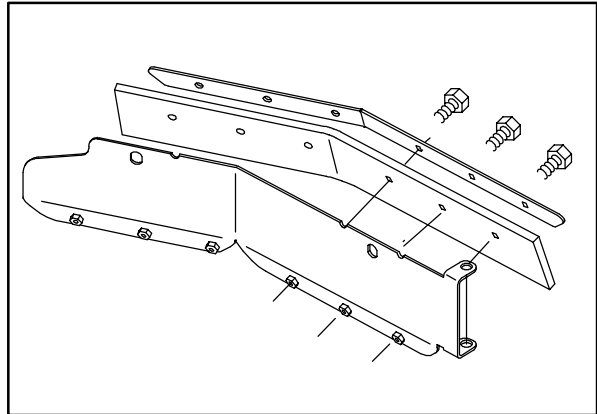
1. Lift the left side squeegee door latches and turn 90°, until the latches are pointing down.



2. Lift the left side squeegee panel off the scrub head assembly.




3. Remove and set aside the first three squeegee mounting bolts from the squeegee panel.




4. Insert the plastic left side **squeegee plate 1008969** in between the squeegee and mounting plate.

NOTE: Orient the new plastic plate with the tapered corners towards the floor, and the longer end pointing towards the rear end of the squeegee.




5. Secure the plate in position with the set aside squeegee mounting hardware.



6. Secure the left side squeegee assembly back in place with the squeegee door latches.

7. Repeat steps 1 thru 6 for the right hand side squeegee to install **squeegee plate 1008981**.



BILL OF MATERIALS FOR SIDE SQUEEGEE PLATE KIT 393166

Ref.	TENNANT Part No.	Description	Qty.
1	1008981	Plate, backup, sqge, RH	1
2	1008969	Plate, backup, sqge, LH	1

TENNANT COMPANY
P. O. Box 1452
Minneapolis, MN 55440-1452