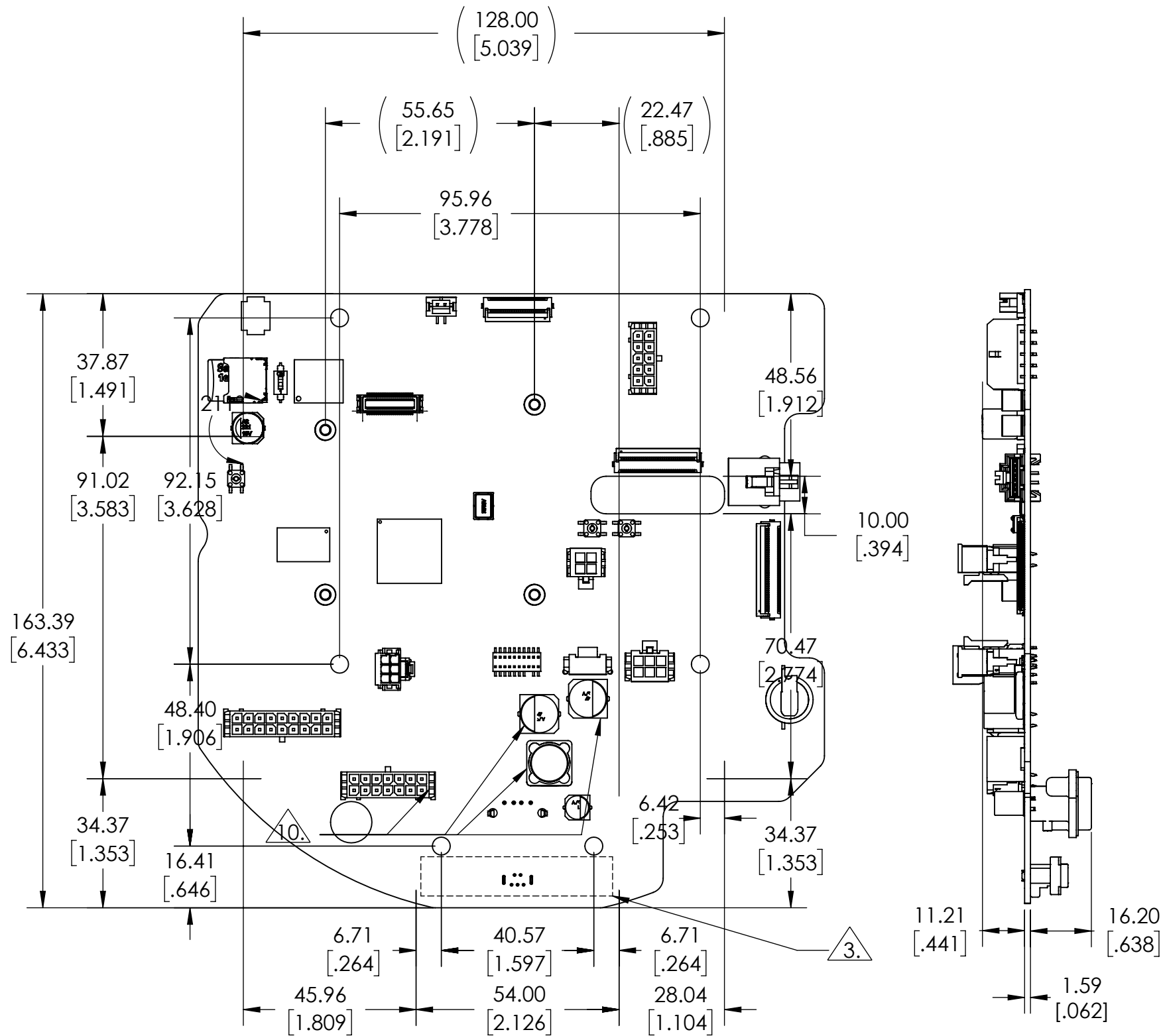
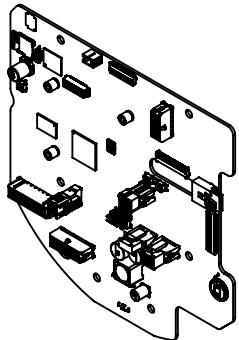



REV.	DESCRIPTION	DATE
E	UPDATE NOTE 9 TO CALL OUT U500 INSTEAD OF U28	5/11/2022



- NOTES:
- 1) PCB ASSEMBLY TO BE BUILT USING TENNANT QPL BILL OF MATERIAL: BOM1256673revB
 - 2) WORKMANSHIP STANDARD PER: IPC-J-STD-001E, IPC-A-610E, CLASS 2 SOLDERING AND ELECTRICAL CONNECTIONS : IPC-S-815B OR MORE CURRENT VERSIONS OF THESE STANDARDS
 3. APPLY LABEL OR LABELS WITH THE FOLLOWING INFORMATION:
 - TENNANT PART NUMBER AND REVISION.
(ALPHA REVISION = PROTOTYPE)
NOTE: THIS NUMBER AND REVISION SHOULD MATCH THIS RELEASED TENNANT DRAWING
 - MANUFACTURER'S LABEL WITH SERIAL NUMBER
NOTE: PLACE LABEL(S) ON SIDE 1 IN THE AREA INDICATED
 - 4) NO CONFORMAL COATING. THIS APPLICATION IS LVLE FOR UL
 - 5) EACH ASSEMBLY TO BE ICT AND FUNCTIONALLY TESTED
FUNCTIONAL TEST PER SPEC: FCT_AM4_INDUSTRIAL_LINUX_UI_rev1.PDF
HARDWARE REVISION (FOR REFERENCE ONLY)
 - DECIMAL: 1.0
 - BINARY: 001
 - 6) ASSEMBLY TO BE MANUFACTURED PER RoHS/LEAD FREE STANDARDS
 - 7) REFER TO PCB MANUFACTURING NOTES ON FABRICATION LAYER OF GERBERS
 - 8) ALL DIMENSIONS ARE FOR REFERENCE ONLY
 - 9) U1001 TO BE SET TO SINGLE-LEVEL-CELL MODE AND PROGRAMMED WITH FIRMWARE Q30124-001
U500 TO BE PROGRAMMED WITH FIRMWARE Q30125-001
 10. APPLY NON-CORROSIVE PCB-SAFE RTV AROUND C301, C367, L300, AND BT500.
MOMENTIVE RTV108 OR EQUIVALENT, MINIMUM BEAD DIAMETER 3MM

DEVELOPMENT PART

MATERIAL SPECIFICATIONS: NOTED		OTHER TREATMENTS AND FINISHES NOTED		PAINT - COLOR NONE		MDR:		X.XX ±0.75 ±[.030]		TO OTHERS WITHOUT WRITTEN PERMISSION OF TENNANT COMPANY.		DWG B SIZE	PART NUMBER 1256673
PART NAME: CIRCUITBOARD, UI, LINUX, INDUSTRIAL				GLOSS	PERFORMANCE	ACCEPTANCE	DES: BRETT PAULSEN 04/20/2021		X.XXX ±0.250 ±[.0098]				
									ANGLES ±2.0°				